



Cbonds.ru Ltd.  
Pirogovskaya nab., 21, St. Petersburg  
Phone: +7 (812) 336-97-21  
<http://www.cbonds.ru>

## Watchlist Service

Using Watchlist Service, you can track the latest information on your bond and Eurobond list. You can review instrument quotes of the chosen trading floors, issue parameters, calculated rates (yields and their changes, duration, ACI, etc.) in the convenient format. You can also download the data in xls and csv formats.

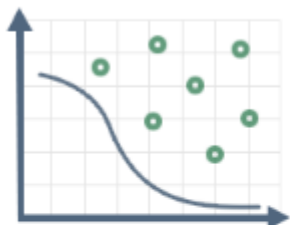
You can update your Watchlist directly in Excel and monitor it over using mobile application.

<b>STARTING THE SERVICE</b>	<b>2</b>
<b>SERVICE OPERATION</b>	<b>3</b>
Adding the issues	3
Editing the issue parameters list by one security	5
Removal of issues	5
Editing the issue parameters list, data upload	6
E-mail notification setting based on events	6
WatchList issues on the market map	7
WatchList update to Excel	7
Contact details:	7

## Starting the Service

In order to start the Service, please select Watchlist menu item or go to your personal user account.

### Watchlist service



#### Issue analysis and comparison

The list of securities from Watchlist is conveniently integrated into other services Cbonds



#### More than 150,000 bonds and 150 sources of quotes

30 parameters for each issue, notifications of the issuer's corporate events to the mail



#### Availability

Daily access to papers from Watchlist in the browser, excel, mobile phone

[Start using](#)

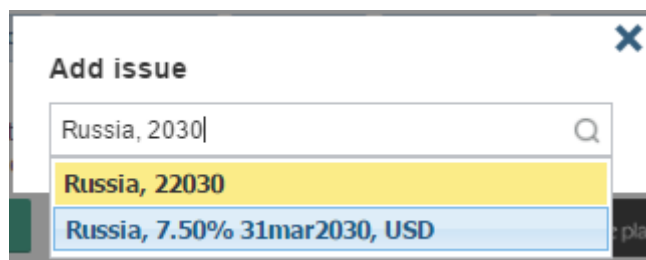
# Service operation

## Adding the issues

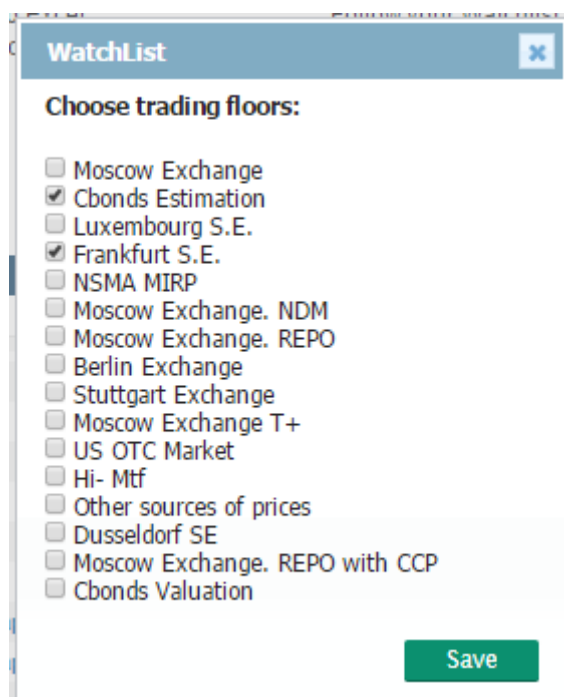
You can add issues to Watchlist via quick search in the Service, via file or from the issue page.

### 1. Adding the issues via quick search in WatchList Service

In order to add the issue to WatchList, press “**Add issue**” in the menu above the table with issues and enter a part of the issue name, ISIN or state registration number in the quick search bar:



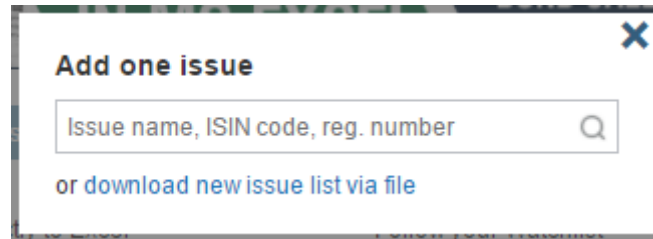
Select the required issue in the dropdown list and indicate the trading floors according to which it is planned to track the price dynamics (there is an option of trading floors multiple selection by one security):



When you click “**Save**”, the issue will be added to the WatchList and to the table.

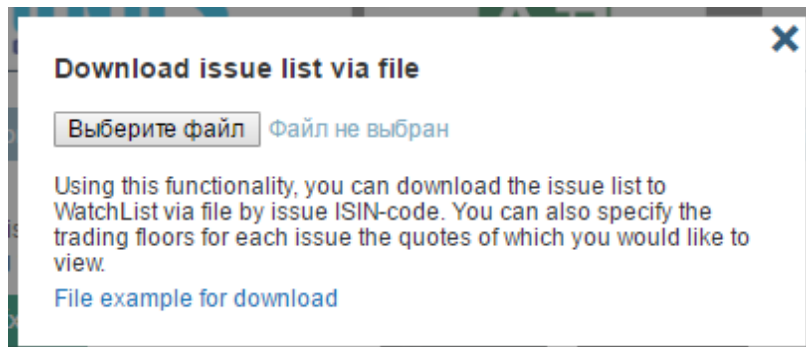
## 2. Download of issue list via file in the WatchList Service

In order to download issues to WatchList in the horizontal menu above the issue table, click “Add” and select “Download an issue list via file”:



The screenshot shows a dialog box titled "Add one issue" with a close button (X) in the top right corner. Inside the dialog, there is a search input field with the placeholder text "Issue name, ISIN code, reg. number" and a magnifying glass icon. Below the input field, there is a blue link that reads "or download new issue list via file".

Issue list is downloaded from the form:



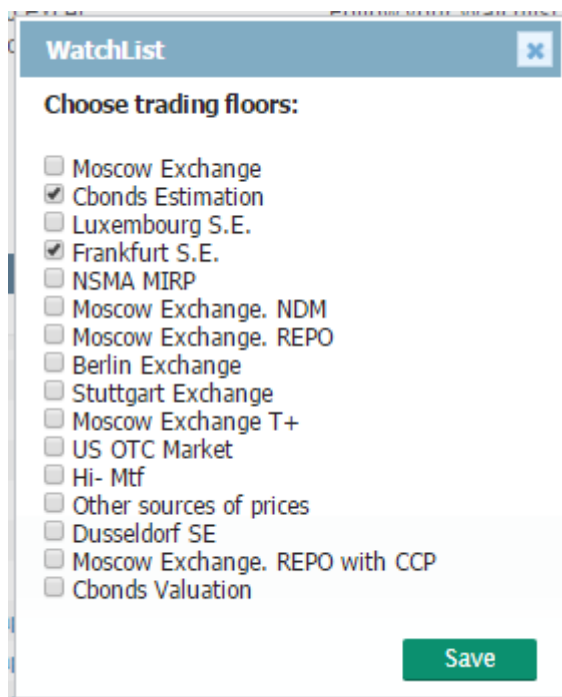
The screenshot shows a dialog box titled "Download issue list via file" with a close button (X) in the top right corner. At the top, there is a file selection button labeled "Выберите файл" and a status indicator "Файл не выбран". Below this, there is a paragraph of text: "Using this functionality, you can download the issue list to WatchList via file by issue ISIN-code. You can also specify the trading floors for each issue the quotes of which you would like to view." At the bottom, there is a blue link labeled "File example for download".

In order to download the securities list, you need to specify the list of ISIN-codes in the file and, if applicable, trading floor ID. If the trading floor is not specified, then the quotes from the Cbonds Estimation trading floor will be loaded.

### 3. Adding the issue from issue page

You can add issue from the issue page using **WatchList** button.

In the appeared window for the trading floors selection please indicate the stock exchanges based on which it is planned to monitor over the quotes dynamics (there is an option of trading floors multiple selection by on security). For example:




When you click “**Save**”, the issue will be added to the WatchList and to the table.

### Editing the issue parameters list by one security

In order to edit the trading floors list of already added to the WatchList issues, please go to the issue page and click **WatchList** button.

### Removal of issues

In order to remove the issue from the Watchlist list, it is necessary to mark the issues that apply and click “**Remove issues**” in the menu above the table with issues:

Add issue Remove issues  Excel  Csv [View issues on the bond maps](#)

<input type="checkbox"/> Security 54 / 250 ▲	Date	Issuer rating M/S&P/F	St
<b>Outstanding</b>			
<input checked="" type="checkbox"/> Absolut Bank, BO-05	04/07/2017	B1/-/B+	Mos
<input checked="" type="checkbox"/> Acron, 04	04/07/2017	Ba3/-/BB-	Mos
<input type="checkbox"/> AHML, 17	04/07/2017	Ba1/BB+/BBB-	Mos

## Editing the issue parameters list, data upload

Editing the issue parameters list, displayed in Watchlist, can be carried out by clicking “**Show/Hide column**” button in the menu above the table with issues:

You can upload the data in xls and csv formats using the relevant buttons in the menu above the table with issues.

## E-mail notification setting based on events

The Service also represents the functions of notification setting based on issuers and issues events. Please click “**Notifications**” in the menu above the table with issues and choose the required events:

The e-mails with notifications are sent once a day by e-mail specified in the setting tab page.

## WatchList issues on the market map

Using “**View issues on the market map**” menu item above the table with issues, you can get graphical representation of all issues added to the WatchList. The map will be divided into the currency sets. If you update the data in the WatchList, the map will be updated automatically.

## WatchList update to Excel

You can update the data by the WatchList securities list directly through the website section and Excel file available on your computer.

In order to update the securities list from your WatchList, you need to download Excel file with macros from the section:

Update your Watchlist directly to Excel  
without visiting the resource



In order to download the data update, please enter your login/password in the relevant boxes and click “**Update**”. The system will update the issue parameters and show the latest quotes. The table will be similar to the one which can be received using standard data upload to Excel from the website.

### Contact details:

Elena Skurikhina, Head of Project  
Ph./fax: (812) 336 9721, ext.118. e-mail: [sea@cbonds.info](mailto:sea@cbonds.info)